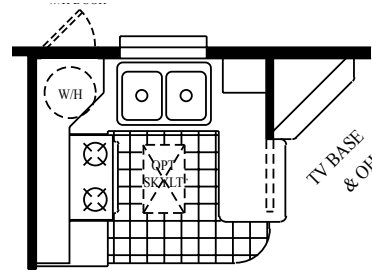
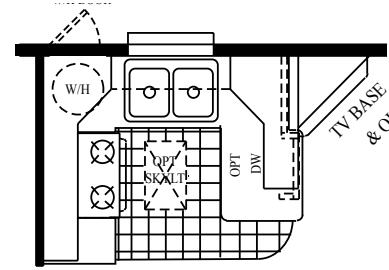


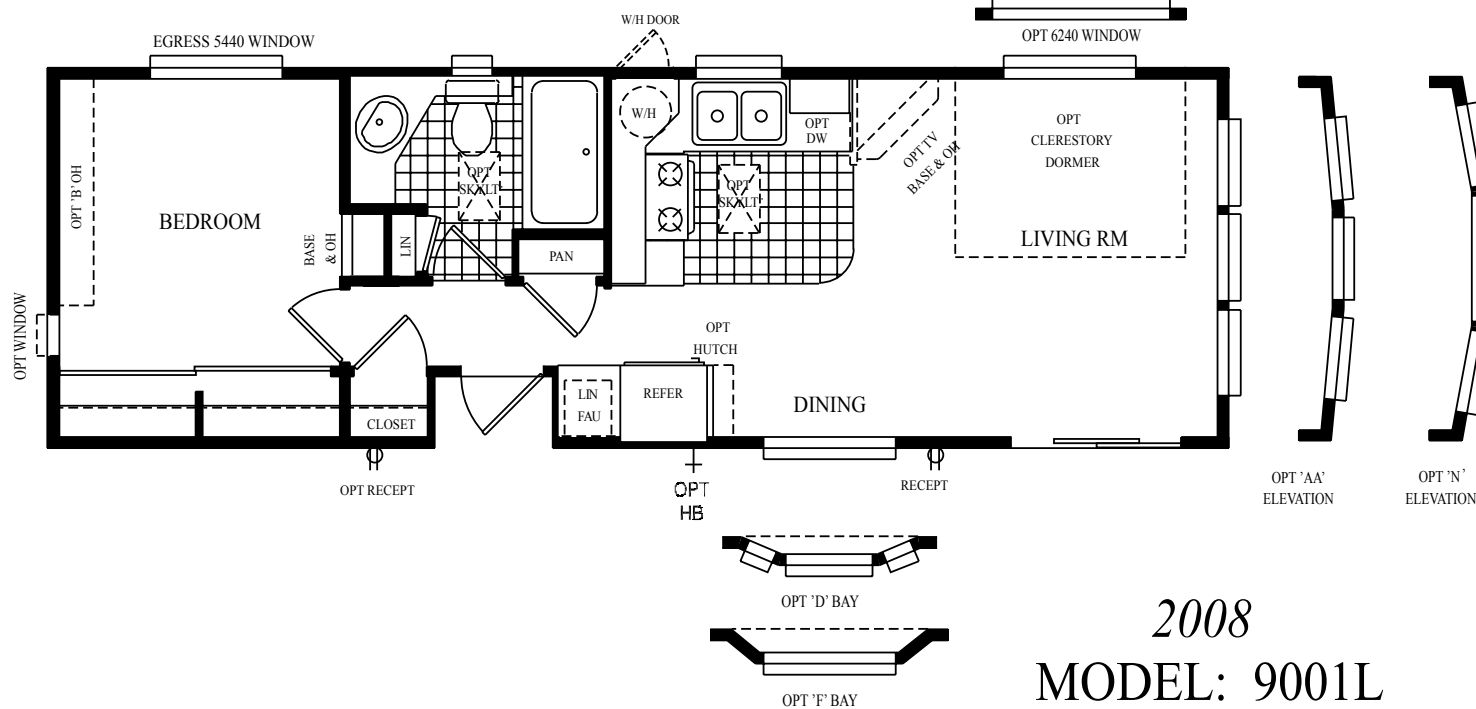
OPTIONAL FLAT SCREEN TV  
ANGLED KITCHEN



OPT KITCHEN



OPT KITCHEN (KT-1) DW



2008  
MODEL: 9001L

See How Comfortable Quality Can Be

Built By:



## INTERIOR

- Sheetrock walls and ceiling with knockdown finish throughout
- Cathedral ceilings throughout
- Residential style white interior passage and pocket doors with heavy duty hardware
- Custom drapery package with mini blinds
- Shaw upgrade carpeting with padding and tack strip
- High grade Congoleum linoleum in kitchen and bathroom
- Matching woodgrain interior window trim
- Egg shell ice white interior paint throughout
- Upgrade lighting package
- Smoke detector
- Fire extinguisher
- LP Leak Gas Detector

## KITCHEN

- General Electric 30" gas range
- General Electric 15.8 cu. ft. double door frost free refrigerator
- 30" range hood with exhaust fan and light
- Choice of four cabinet colors
- Upgraded raised panel cabinet doors
- Choice of upgraded cabinet pulls
- Drawers with double steel roller guides
- High pressure laminate countertops throughout
- Satin finish single lever kitchen faucet with spray
- Extra large composite kitchen sink
- Concealed cabinet door hinges
- Matching woodgrain overhead cabinet interiors
- Large residential style overhead cabinet cove molding

## BATHROOM

- Lasco fiberglass one piece tub/shower
- Satin finish single lever lavy faucet

- Satin finish single lever tub diverter with shower head
- Satin towel bar and tissue holder
- Safety mirror over lavy with 18" triple bulb satin light bar
- Marble bowl lavy sink

## BEDROOM

- Full width wardrobe with sliding doors
- Single drawers below wardrobe
- Dresser with overhead cabinet (per floorplan)
- 54" x 40" egress window
- Complete tape and texture wardrobe interiors

## EXTERIOR

- 30-year architectural shingled roof
- Vertical hardboard exterior siding
- 9-light rear door with deadbolt
- White exterior lights at each door
- Choice of white low "E" vinyl framed dual glaze windows with no grids or white aluminum framed dual glaze windows with grids
- Choice of white aluminum framed dual glaze sliding glass door with or without grids
- Front eave overhang
- Exterior GFI receptacle by sliding glass door

## PLUMBING, ELECTRICAL, HEATING & INSULATION

- PEX waterlines with low point drain
- Residential style U.L. approved electrical devices throughout
- 50 amp exterior main panel service with supply cord

## CAVCO SPECIALTY DIVISION

- 20 gallon fast recovery electric water heater
- Easy touch rocker light switches throughout
- 40,000 BTU propane furnace with auto ignition
- R-7 fiberglass floor insulation
- R-11 fiberglass sidewall insulation
- R-11 cellulose blown insulation
- Black iron gas pipe run to front hitch end
- Aluminum heat ducting with coordinated floor registers
- Under sink waterline shut-off valves
- Exterior water heater door on 20 gallon electric water heater
- Interior water heater switch on 20 gallon electric water heater
- Pre-wire for ceiling fan in living room and bedroom
- Pre-wire for TV and phone jacks in living room and bedroom
- Dimmer switch in dining room

## CONSTRUCTION

- Full I-beam chassis construction
- Transverse 2" x 6" #2 or better fir floor joists 19" 1/4" O.C.
- Detachable hitch from main chassis
- Woven simplex underbelly material
- 8' x 12' high density floor decking
- Full height 7'-6" sidewalls
- 2" x 4" sidewalls 16" O.C.
- Pre-engineered scissor trusses 16" O.C.
- Nominal 6/12 pitch roof
- 30 gauge steel strapping for truss to sidewall and floor to sidewall strength
- RPTIA approved
- ANSI approved

IMPORTANT: Because we continuously update and modify Cavco products it is important for you to know that our brochures and literature are for illustrative purposes only. All information contained herein may vary from the actual home we build. Dimensions are nominal and length and width measurements are from exterior wall to exterior wall. The right is reserved to make changes at any time, without notice or obligation, in prices, colors, materials, specifications, features and models. Please check with your retailer for specific information about the home you select. (Add approximately four feet to determine transportable length.)

©2007 Cavco Industries, Inc. | All Rights Reserved | www.cavco.com

Built By: Cavco Specialty Factory  
2602 S. 35th Ave. Phoenix, Arizona 85009  
Phone: 602-484-0171  
Phone Toll-Free: 800-622-8260  
www.cavcoparkhomes.com

CAVCO  
*Specialty*

Cavco  
PARK HOMES & CABINS™

